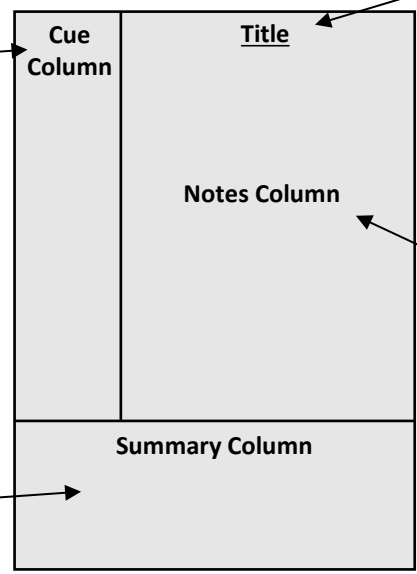


What revision strategies should I use to revise for GCSE History?

1

Cornell Notes

Step 3: Write key words and quiz questions here



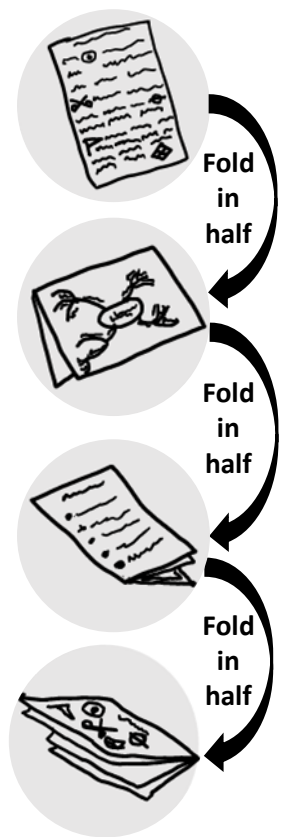
Step 1: Write the topic title or a question here

Step 2: Write short bullet point notes in this space

Step 4: Summarise your notes into 3 short bullet points here

2

Folding Frenzy



Step 1: Write a page of notes on A4. Focus on important ideas, keywords, dates, events, people.

Step 2: Create a mind map by summarising your notes. Include only the most important information.

Step 3: Write a list of the 5/6 most important key vocabulary for the topic.

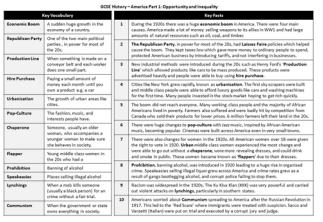
Step 4: Summarise the topic using only symbols, diagrams, and images.

3

Read, Cover, Write, Check

Step 1: Take a copy of a knowledge organiser or textbook page and read it carefully.

Step 4: Check your notes against the knowledge organiser. Make corrections and add information.




Step 2: After reading, cover or turn over the page and take out some blank paper.

Step 3: Write down as much information from memory as you can focusing on ideas, keywords, dates, events, people.

4

Flashcards



Step 1: Read through a page of notes in your exercise book or a topic in the textbook. Write the name of this topic on one side of a card.

Step 2: On the other side of the card summarise the topic in **short bullet points** focusing on:

- Key words
- Dates
- Events
- People

Step 3: Use images or diagrams to summarise key ideas or concepts to help you remember!

Step 4: Revise using your flashcards – see strategy 5 for an excellent way to use flashcards.

Top Tip
The 'summary column' or a cornell notes page would make an excellent revision card!

5

The Lietner System

Step 1: Go through your set of flash cards and test yourself on how well you know each topic.



Step 2: Put the cards into 3 boxes in the following order.




Step 3: Revise box 1 cards every day, box 2 cards every few days, and box 3 cards once per week.

- Any cards from box 1 that you get correct move to box 2.
- Any cards from box 2 that you get correct move to box 3.
- Any cards from box 3 that you get correct stay in box 3.
- Any cards you made mistakes on **always** go back to box 1.

Your aim is for all cards to move to and stay in box 3!

6

Power Planning



Step 1: Take a blank page of A4 paper and fold it to make 8 boxes.

Step 2: Write an exam question in each box.

Step 3: Power plan by spending one minute planning your answer to each question. Bullet point how you would answer the question in the box then move on.



Next steps

RAG code each question to show how confident are with your plan

For the question you are least confident on revise that topic

Pick a question and write your answer. Bring it in to get it marked!

Revision suggestions beyond the revision guides...



Useful websites...

The internet can send you down a rabbit hole of numerous websites that claim to support student revision but do nothing than overcomplicate matters.

We recommend the following websites that are relevant (and effective) in supporting student understanding of Edexcel GCSE History;

- <https://www.bbc.co.uk/bitesize/examspecs/zw4bv4j> - The BBC bitesize site for GCSE History is a one stop 'go to' for key revision detail as well as video summaries, audio clips and quizzes.
- <https://senecalearning.com/en-GB/> - Seneca Learning requires a free sign up but once on board you can search by subject, exam board and topic to unveil a wide host of topic tests and guidance for the exam.
- www.activehub.pearson.com - Active Hub remains the place to recap the homework tasks you've been set across the period of time you've studied the Edexcel History course. Don't forget to check Class Charts too for any useful documents provided by your teacher.



Useful video links...

Students are far more likely to be completing revision in front of their laptops, smart phones or tablets these days.

Here are a selection of useful You Tube channels geared towards the exam specification that may be of use;

- <https://qualifications.pearson.com/en/news-policy/subject-updates/history/edexcel-gcse-history-summer-2024-student-walkthrough-videos.html> – These exam paper walkthrough videos are provided by the Edexcel examiners themselves, vital in providing useful tips on how to respond to the exam papers.
- <https://www.youtube.com/@worcesterjohnny/playlists> - A series of playlists put together by another teacher which covers our specification and includes reference to all four topic areas (Medicine, Elizabeth, Germany and Cold War)
- <https://www.youtube.com/@TheHistoryTeacherUK/playlists> - Or search 'TheHistoryTeacherUK' on You Tube. Another useful series of videos by a practising teacher that we use a lot in our lessons.



Useful audio links...

For students pushing themselves to go that extra distance by aiming for the 7-9 grades there are a selection of relevant areas of the internet that provide access to that all important extra 'depth of knowledge', we recommend the following;

- <https://www.bbc.co.uk/programmes/b006qykl> - The BBC Radio 4 series, 'In Our Time' has a wide-ranging archive where a range of historical topics can be searched and explored via their 50 minute summary episodes.
- <https://www.bbc.co.uk/sounds/brand/b08xrrnl> - A free BBC Sounds account is required but the journalist and author, Bridget Kendall's History of the Cold War is intriguing listening in 15 minute in-depth chunks.
- <https://www.bbc.co.uk/sounds/brand/p0dt0mq0> – 'Nazis: the road to power' is a dramatised account of the years 1933-38 detailing the emergence of Hitler and the Nazis as the main political force in Germany of the period.
- [GCSE History - Edexcel - BBC Bitesize](#) – A series of informal Podcasts on the Elizabethan England topic as well as general exam advice.